

A list of the benefits

EN 



CampingCard ACSI



Easy and safe

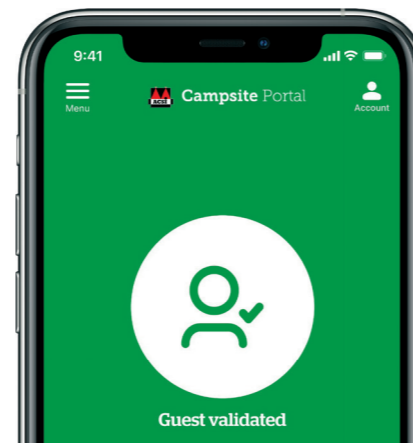
Both the digital and the physical CampingCard ACSI discount card will have a QR code as from 2024. It can be scanned with the camera of a smartphone, tablet, laptop or PC. As soon as you scan the QR code, the customer data is opened in the ACSI Campsite Portal. From there, it is easy to copy the data to your own system, print it, or email it to yourself to process at a later time. Copying data by hand is no longer necessary, this makes the check-in process a lot faster.

The benefits of the digital discount card

- ✓ No discussion at the reception since the campers always have the discount card with them.
- ✓ A sustainable alternative to the campsite guide, including the discount card.
- ✓ The QR code is updated every five minutes for maximum safety.
- ✓ Data can be copied quickly.

The benefits of scanning using a QR code

- ✓ It will be a lot easier to check in.
- ✓ Scan with the camera of a smartphone, tablet, laptop or PC.
- ✓ With just a few clicks, all the data will be contained in your system.



Step-by-Step Guide New working method

▶ acsi.eu/digital-cca



SCAN ME

For more information

Scan the QR code for more information. If you still have questions, please contact our sales department or the inspector.

T: +31(0)488452055 | E: sales@acsi.eu

This is how it works: checking

in with CampingCard ACSI

Dear campsite owner or manager,

As from this year, CampingCard ACSI is also available in digital form. Campsite visitors will always have the CampingCard ACSI at hand on their smartphone or tablet in the CampingCard ACSI app.

Checking in is done using a QR code, which has also been added to the physical discount card. By scanning the code, retrieving customer data will be effortless. Checking in is made easier, handier and safer!

However, the process of checking in may be different from what you are used to. This is why we want to explain how you can set this up as easily as possible. Follow the step-by-step explanation in this brochure or take another look at the recently organised webinar.



I wish you a successful camping year.

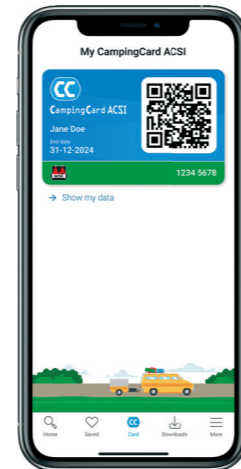
Ramon van Reine,
ACSI CEO

Check-in with CampingCard ACSI

Starting in 2024, CampingCard ACSI is also available in digital format. From now on, checking in is done using a QR code, which has also been added to the physical discount card. This makes it easier for campsites to transfer customer data, simplifies the check-in process and increases security.

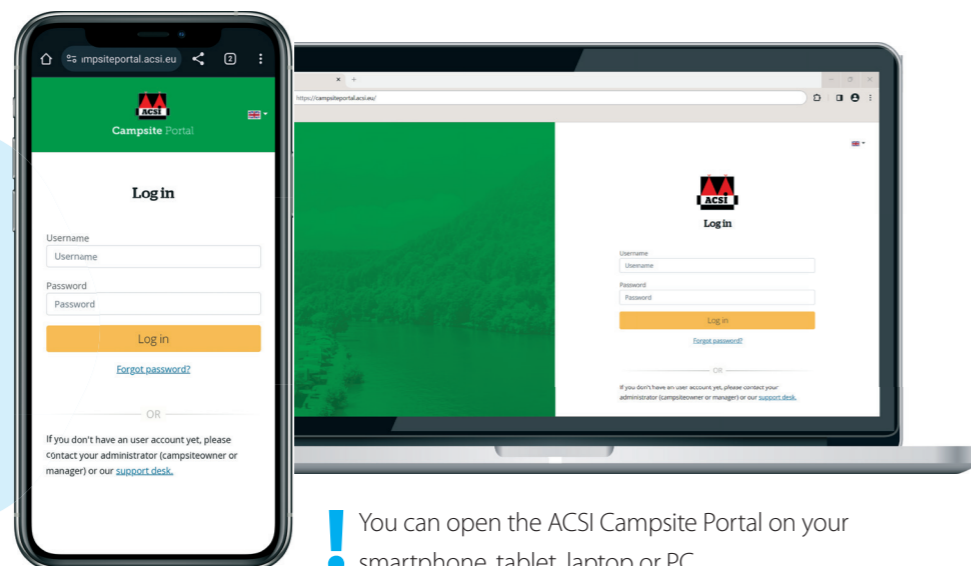
Step 1

The digital QR code is refreshed every five minutes. A built-in movement element in the app makes it impossible to copy the digital discount card.



Step 2

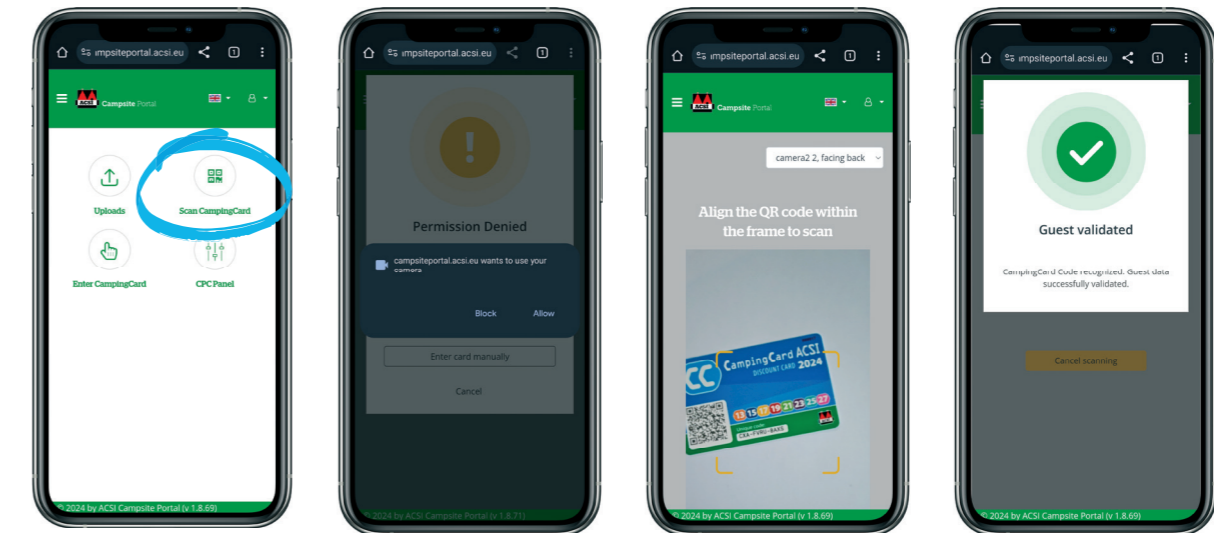
To scan the QR code, you must first log in on the ACSI Campsite Portal. Go to campsiteportal.acsi.eu. Your username is: cp>YourCampsiteID'-01 (Example cp100700-01)



! You can open the ACSI Campsite Portal on your smartphone, tablet, laptop or PC.

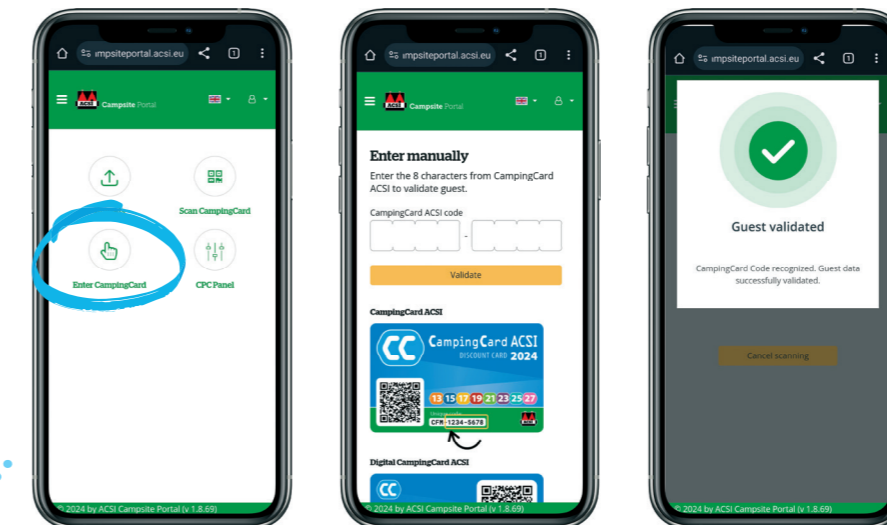
Step 3

Scan the QR code with your camera of a smartphone, tablet, laptop or PC. To scan, your browser needs access to your camera.



Step 3 (optional)

Scan the QR code with the camera of a smartphone, tablet, laptop or PC. To scan, your browser needs access to your camera.

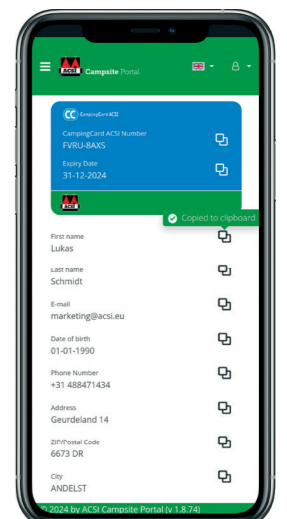


Tip!
Scan de QR-code voor de webinar ACSI Campsite Portal.



Step 4

It is very easy to copy the customer data from the ACSI Campsite Portal to your own reservation system. You can also send the data to your mailbox and process everything at a quieter time later in the day.



Tip!
Your employees can also access the Portal. If you do not want them to have access to the entire portal, it is possible to create new users who only have access to the CampingCard ACSI module.